

## Teacher Notes for *Engage #1: HOP Stop Deli*

**Teacher Background and Directions:** This activity is designed to assess students' prior knowledge about the use of plastics in soft drink containers. The soft drink scenario, which engages them in making both an individual and a group choice about soft drink containers, is based on their prior knowledge. Students work individually and in cooperative groups. All answers are accepted and discussed within the group. Students are involved in personal decision-making and then work within their group to make a unified decision. This decision is then reported to the class. Individual and group assessments serve to guide subsequent activities.

**Evaluation:** To evaluate the *Engage* part of the Learning Cycle, make sure each group reports and contributes to the class discussion. Individual science logbooks may be checked.

**Engage #1: HOP Stop Deli**

**Your Mission:** You are returning home from a school soccer game. The game was really exciting and you cheered as loud as you could, but now your throat is dry. You are really thirsty and want something to drink right now! The HOP Stop Deli is just down the street. You rush into the deli and look inside the beverage cooler. Wow! Your favorite soft drink comes in three different containers – glass, plastic and aluminum, but all contain the same amount of soda. Which container will you buy?


**Purpose:** To evaluate the three kinds of containers and choose the one that is the best soda container for you.

**Materials:** Your HOP Stop Deli Container Illustration

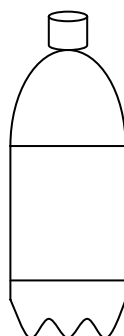
Paper

Pencil or pen

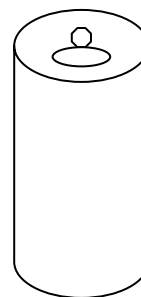
Science logbook



**Glass**



**Plastic**



**Aluminum**

**Procedure:**

1. As a consumer, which container would you choose? Why? Write your answers in your logbook. Include two advantages and two disadvantages for your choice.
2. If you were the proprietor or manager of the Deli, which container would you choose to sell in your store? Why? Write your answers in your logbook. Provide two advantages and two disadvantages for your choice.
3. Compare your answers to others in your group. Compile a group list of advantages and disadvantages for a consumer and the store manager for each kind of container. Record this information in your logbook. As the consumer, make a group decision about which container you will buy.
4. Pick a group spokesperson to represent your group in a class discussion.